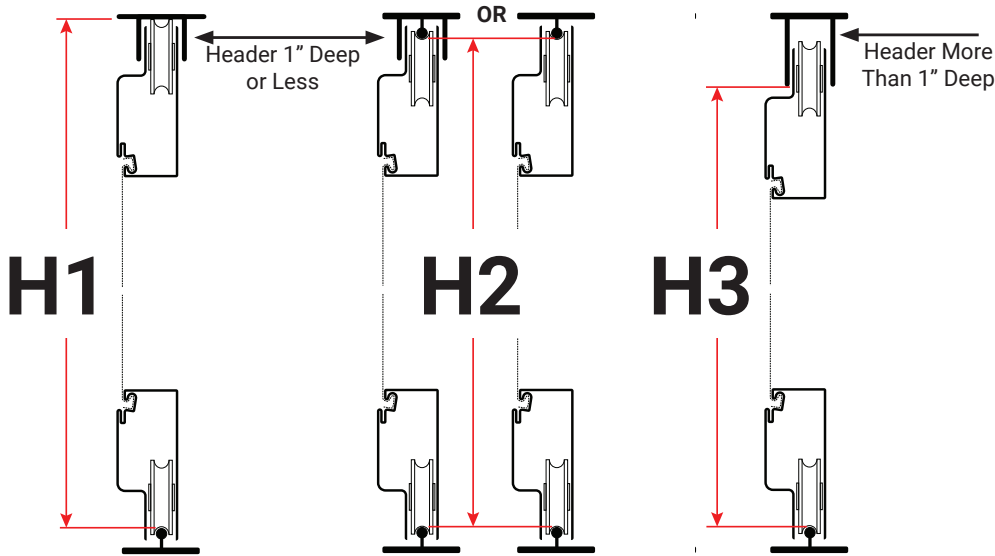


How To Measure for THE LAST PATIO SCREEN DOOR YOU'LL BUY!



Standard roller width will accommodate a track up to .153" (the thickness of three dimes). If track is wider than three dimes, specify a Wide Roller when ordering.

1

MEASURE HEIGHT:

Begin by selecting the configuration to the left that best represents your track system.

H1 Configuration

Measure inside header to bottom track and **subtract 1/8"**

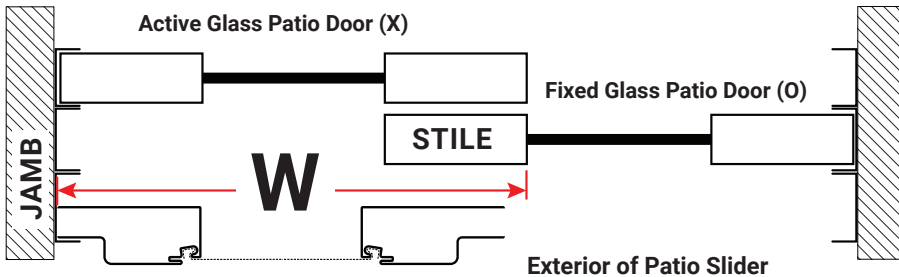
H2 Configuration

Measure from header track to bottom track and **add 1/4"**

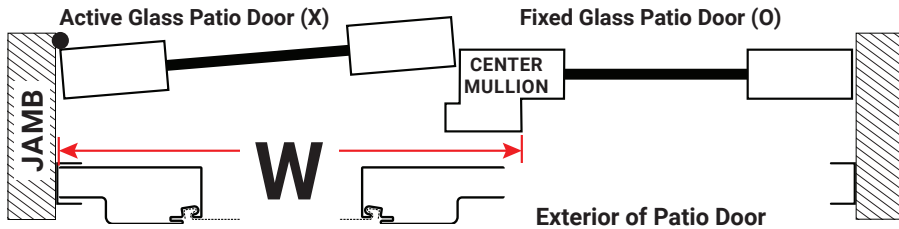
H3 Configuration

Measure from underside of header to bottom track and **add 1/2"**

HEIGHT = _____



OR

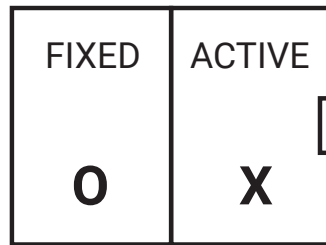
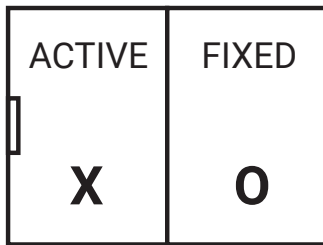


2

MEASURE WIDTH:

Using the illustrations to the left, Measure from Jamb side of Operating Glass Patio Door to Stile of Fixed Glass Patio Door and **subtract 1/2"**

WIDTH = _____



Always view configuration from Outside Looking In (OSLI)

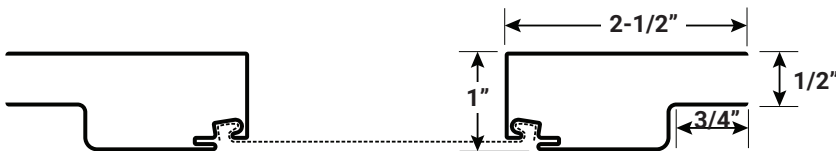
3

CONFIGURATION:

Using the illustration to the left to determine configuration. Always view configuration from the Outside Looking In (OSLI).

XO = Left Handle, OSLI
OX = Right Handle, OSLI

CONFIGURATION = _____



Exterior of Patio Slider